

Automatic Label Dispenser Operator's Manual

Model: MAS-1150D

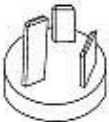
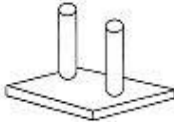
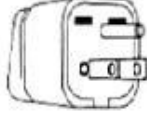
1. Description of parts and functions



2. How to operate the label dispenser 1150D

- 1、 Turn off the power switch
- 2、 Load your label roller as the above picture show
- 3、 Adjust the sensor's position to ensure it's just under your label piece
- 4、 Adjust the label length control knob to a right position
- 5、 Adjust the speed control knob to a suitable rate
- 6、 Turn on the power switch

3. Features and specifications

| Available type of plugs | | |
|--|--|---|
|  AP3 |  BP2 |  WA-5 |

Features

- 1、 Ideal for small labels and small work areas
- 2、 Will dispense labels and die-cut parts
- 3、 Photosensor Accuracy and Reliability
- 4、 Automatically removes paper, vinyl, acetate, polyester, foil, etc. from its liner
- 5、 Automatically rewinds liner scrap for acleaner working environment
- 6、 No tools required for adjusting to different size labels
- 7、 No maintenance required
- 8、 High Torque Motor for large diameter label rolls

Specifications

| | |
|------------------------|--|
| Model: | MAS-1150D |
| Display: | 6 digit LED |
| Aplicable Label Width: | From 10mm to 140mm |
| Label Height Limit: | 4 - 200mm Free |
| Core and Roll Size: | Internal Diameter: More than 50mm Outside Diameter: Less than 250mm |
| Feed Speed | From 16mm to 130mm per second |
| Power: | AC110V 60Hz / AC220V 50Hz |
| Dimensions & Weight: | 210(W) x 210(L) x 220(H)mm 4.5kg |

Packing List

| No. | Descriptions | Quantity | N.W. | G.W. | Measurement |
|---|---------------------------|----------|-------|-------|--------------|
| 1 | Automatic label dispenser | 1 pc | 4.5Kg | 5.0Kg | 30x24.5x35cm |
| One unit per carton, standard export packing. | | | | | |

Company: Kunshan Bojin Trading Co.,Ltd

Website: <http://www.bojin.hk>

Contact Person: Salome Lee

Email: salome@bojin.hk

Tel: 0086-512-57169166